

# **Year 11 GCSE Mock Examinations**

**11<sup>th</sup> November – 29<sup>th</sup> November 2024**

**Information, Support and  
Guidance.**

## Contents page

<b>Page numbers</b>	<b>Section heading</b>
<b>Page 3</b>	<b>BE SELFISH FOR YOUR GRADE</b> <i>(Points to note, revision, how to use this guide)</i>
<b>Page 4 - 7</b>	<b>Revision guidance</b> <i>(Strategies, school website and schedules)</i>
<b>Page 8 - 9</b>	<b>Mock Helpdesk</b>
<b>Page 10</b>	<b>Mock GCSE Exam Timetable</b> <b>P0 &amp; P3 intervention Timetable</b>
<b>Page 11– 58</b>	<b>Mock Support Pages &amp; Revision schedules</b>

### **Points to note**

Your November mock examinations are your '**first race**' of the year.

It is the first point that we can understand what level you are currently working at and is a result of the hard work you have been completing this term.

**Your November mocks will be used to inform predictions (which will be what Sixth forms will want to know for your admissions), for any set changes and allow you to see your progress.**

To prepare for your mocks, you should ensure that you have access to the following things:

- Any revision booklets that your subject teacher gives to you.
- Your 'Y11 Revision Guidance' booklet.
- Your class folders (if your teacher allows you to take it).
- Seneca/ Sparx logins.
- Homework booklets.

### **Revision**

It is important that you are revising correctly and smartly – this means planning your revision schedule and keeping to it, rather than revising at the last minute.

**IT IS NOT ENOUGH TO JUST COMPLETE THE WORK WHICH IS GIVEN TO YOU IN CLASS**

You should see your learning as follows:

- **Classwork** = the exam paper skills/ addressing any misconceptions.
- **Subject homework** = Helping you to recall skills from previous units and all skills.
- **Revision** = Ensuring you are exam ready.

Those who will achieve higher grades will complete all three waves of classwork, subject homework and revision.

### **How to use this guide**

This booklet will be published in the Y11 TEAMS folder – here you will have access to any links which appear in the document.

On the next page, you will find a knowledge organiser with all the key skills that you were shown by your tutor.

Ensure that you use your Leitner cards, intervention book and the revision strategies to complete the tasks set by your subjects.

Furthermore, there is an example revision schedule and a blank guidance frame to space out your revision.

**BE SELFISH FOR YOUR GRADE.**

# Revision Guidance

## The Basics

- Limit distractions.
- Create and use a revision plan.
- Find a nice quiet space to revise in.
- Set an alarm and start early!
- Revise. Repeat. Remember.
- Make sure you eat, sleep and take time out.
- Stay positive.

## How can I revise effectively?

Three common revision techniques that are least effective in helping you revise are:

- ✓ Highlighting texts
- ✓ Re-reading
- ✓ Summarising text

These methods may make you *feel like* you are revising, but there are better ways to help you revise...

## Flashcards

Create these with questions on one side and the answers on the other. You can colour code them for different topics and quiz yourself or others. You can also create flashcards on-line or on your phone using Quizlet.



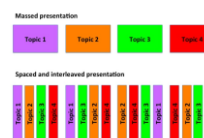
## Retrieval Practice

Testing yourself for what you know is a really powerful tool in revision. The effort to remember something really strengthens your memory. Use your Knowledge Organisers to Self-Quiz and subject revision guides to help you.

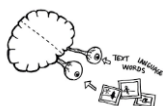
Types: Multiple choice; True or false; odd one out; explanation questions.

## Interleaving & Spacing

Avoid trying to revise all your topics in one go (cramming). Instead, revise chunks of a topic for small amounts of time (15 mins) and then move onto another chunk. This will improve your memory.



## Dual Coding



This is putting your knowledge into visual form alongside words. It increases your chances of remembering it.

## Deliberate Practice

Set aside time to practice improving your knowledge. Choose what you need to do. It should be difficult enough to challenge you, and practice, practice, practice! Try to focus on something you are almost able to do but just not yet!

You have been provided with a range of revision booklets from Mr Thorne, remember that the video guidance on how to revise, what strategies to use and how to use the resources which have been purchased for you are available on the website:

## Year 10

This academic year, Year 10 students will sit Mid-Year and End of Year exams in their GCSE subjects.

To support Year 10 students with their independent revision at home, please find below links to the tutor time revision program PowerPoints as well as instructional videos from YouTube on the revision techniques that Year 10 students have been trained in by their tutors in the Autumn and Spring terms.

Year 10 students can access these resources to support the organisation and the planning of their independent revision.

For further information and support with revision, please contact [sophie.newnham@avonbourneacademy.org.uk](mailto:sophie.newnham@avonbourneacademy.org.uk)

### **Tutor Time Revision Program PowerPoints**

**Session 1:** Introduction to Revision Skills

[please click here](#)

**Session 2: Cornell Notes:**

[please click here](#)

YouTube Instructional Video - Cornell Notes: <https://youtu.be/ErSjc1PEGKE>

**Session 3: Making Effective Flashcards**

[please click here](#)

YouTube Instructional Video - Making Effective Flashcards:  
<https://youtu.be/6HXJrfdvIE>

**Session 4: Leitner Revision Method**

[please click here](#)

YouTube Instructional Video - Leitner Revision Method:  
<https://youtu.be/C20EvKtdwQ>

**Session 5: Waterfall Method**

[please click here](#)

YouTube Instructional Video - Waterfall Method: (2:03)  
<https://youtu.be/9j3eStWii8I>

## Year 11

Year 11 students will sit Autumn, Spring and Summer mock exams before taking their final GCSE exams at the end of this academic year.

To support Year 11 students with their independent revision at home, students have been provided with the following:

- Revision technique tutorials in tutor time
- Revision schedules
- Subject revision checklists
- Revision how-to guide

Year 11 students can access these resources here to support the organisation and the planning of their independent revision at home.

For further information and support with revision, please contact [sophie.newnham@avonbourneacademy.org.uk](mailto:sophie.newnham@avonbourneacademy.org.uk)

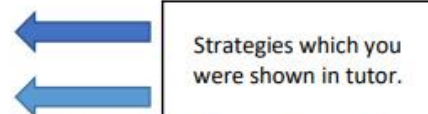
### **Revision Tutorials**

**Session 1**

[please click here](#)

**Session 2**

[please click here](#)



### **Revision Schedules & Subject Revision Checklists**

**Autumn 2**

[Please click here](#)

**Spring 1**

[Please click here](#)

**Revision How-To Guide**

[Please click here](#)

On the next two pages, there is an example of a revision schedule and a wellbeing tracker to help manage your workload. Plan your revision and then stick to your plan – use your time effectively and ensure that you are prepared to begin your exams on **Monday 11<sup>th</sup> of November.**

EXAMPLE REVISION SCHEDULE

TIME	Monday	Tuesday	Wednesday	Thursday	Friday	TIME	Saturday	Sunday
4.30-5.30pm		Netball	History revision – use revision booklet pages 10-16 – 1 hour	Science revision – 1 hour -	English revision – 1 hour – An Inspector calls essay plan and write	9-11am	Family event	Geography revision – 30 mins – rivers unit - mind map RE revision – 30 mins – flashcards - Christianity
6.00-7.00pm	Music revision – 1 hour		Maths revision – 1 hour - Sparx	History revision – 30 mins – Medicine revision guide 5-14		2-4pm	Maths revision – 30 mins - 1 <sup>st</sup> half non-calc revision pack	Meet friends – football (if all revision completed!)
7.30-8.30pm		English revision - 30 mins – flashcards 1-8 Macbeth KO			Media revision – 30 mins - 1-5 of revision booklet	6-8pm		
		Science revision – 30 mins – mind map – 1 Biology topic						

### Well-being tracker

	Mon	Tues	Weds	Thurs	Fri	Sat	Sun
I drank eight glasses of water.	✓			✓		✓	✓
I got eight hours of sleep.	✓	✓	✓		✓	✓	✓
I ate a healthy breakfast.	✓	✓	✓	✓		✓	✓
I saw my friends.	✓	✓	✓	✓	✓		✓
I limited my screen time.	✓		✓	✓	✓	✓	
I went for a walk.	✓	✓		✓		✓	✓
I asked a friend how they were.	✓		✓	✓	✓	✓	
I read a book.	✓	✓	✓	✓	✓		✓
I did 10,000 steps.	✓	✓	✓	✓	✓		✓

### Reward

If I complete all my revision this week, my reward will be...

*Meeting up with my friends on Sunday afternoon to play football*

### Reflection

Next week I need to focus on...

- Increasing water intake when at school
- Repeat Macbeth KO revision – struggled to remember the key context points

# Mock Helpdesk

Contact: [sam.lanahan@avonbourneacademy.org.uk](mailto:sam.lanahan@avonbourneacademy.org.uk)

If you need further guidance or support, remember the layers of support which are on offer to you. You can talk to:

- Your class teacher.
- Your tutor.
- Your Head of Departments.
- The year team: [Classof2027@avonbourneacademy.org.uk](mailto:Classof2027@avonbourneacademy.org.uk)
- Mr Nash: [Leon.Nash@avonbourneacademy.org.uk](mailto:Leon.Nash@avonbourneacademy.org.uk)
- Ms Underdown: [Fran.Underdown@avonbourneacademy.org.uk](mailto:Fran.Underdown@avonbourneacademy.org.uk)
- Mr Lanahan: [sam.lanahan@avonbourneacademy.org.uk](mailto:sam.lanahan@avonbourneacademy.org.uk)

If you are concerned, stuck or feeling unsure of **anything please get in contact with the school** – we want to be able to offer support to you. Please email the subject contact below:

SPECIFICATION TITLE	EXAM BOARD	LEVEL	Subject contact email address
Art & Design (Fine Art)	AQA	GCSE	<a href="mailto:Jane.Davies@avonbourneacademy.org.uk">Jane.Davies@avonbourneacademy.org.uk</a>
Art & Design (Textile Design)	Eduqas	GCSE	<a href="mailto:Rebecca.mckinley@avonbourneacademy.org.uk">Rebecca.mckinley@avonbourneacademy.org.uk</a>
Biology (Higher)	AQA	GCSE	<a href="mailto:taz.chikwavira@avonbourneacademy.org.uk">taz.chikwavira@avonbourneacademy.org.uk</a>
Chemistry (Higher)	AQA	GCSE	<a href="mailto:taz.chikwavira@avonbourneacademy.org.uk">taz.chikwavira@avonbourneacademy.org.uk</a>
Combined Science: Trilogy (Foundation)	AQA	GCSE	<a href="mailto:charli.morrish@avonbourneacademy.org.uk">charli.morrish@avonbourneacademy.org.uk</a>
Combined Science: Trilogy (Higher)	AQA	GCSE	<a href="mailto:charli.morrish@avonbourneacademy.org.uk">charli.morrish@avonbourneacademy.org.uk</a>
Dance GCSE	AQA	GCSE	<a href="mailto:Sophie.Adams@avonbourneacademy.org.uk">Sophie.Adams@avonbourneacademy.org.uk</a>
Design and Technology	AQA	GCSE	<a href="mailto:Molly.Sherwoodtaylor@avonbourneacademy.org.uk">Molly.Sherwoodtaylor@avonbourneacademy.org.uk</a>
English Language	AQA	GCSE	<a href="mailto:Claire.bailey@avonbourneacademy.org.uk">Claire.bailey@avonbourneacademy.org.uk</a>
English Literature	AQA	GCSE	<a href="mailto:Claire.bailey@avonbourneacademy.org.uk">Claire.bailey@avonbourneacademy.org.uk</a>
Business	Pearson	GCSE	<a href="mailto:maria.martin@avonbourneacademy.org.uk">maria.martin@avonbourneacademy.org.uk</a>
Geography	AQA	GCSE	<a href="mailto:Hannah.hipsey@avonbourneacademy.org.uk">Hannah.hipsey@avonbourneacademy.org.uk</a>
Health & Social Care	Pearson	Pearson BTEC Level 1/Level 2 Tech Award	<a href="mailto:Emma.Harkison@avonbourneacademy.org.uk">Emma.Harkison@avonbourneacademy.org.uk</a>
History	Pearson	GCSE	<a href="mailto:Tom.Kidman@avonbourneacademy.org.uk">Tom.Kidman@avonbourneacademy.org.uk</a>
Hospitality & Catering	WJEC	Vocational Level 1/2 in Hospitality & Catering	<a href="mailto:Christina.Moore@avonbourneacademy.org.uk">Christina.Moore@avonbourneacademy.org.uk</a>



Mathematics (Foundation)	Pearson	GCSE	<a href="mailto:jordi.monso@avonbourneacademy.org.uk">jordi.monso@avonbourneacademy.org.uk</a>
Mathematics (Higher)	Pearson	GCSE	<a href="mailto:jordi.monso@avonbourneacademy.org.uk">jordi.monso@avonbourneacademy.org.uk</a>
Media Studies	AQA	GCSE	<a href="mailto:Claire.bailey@avonbourneacademy.org.uk">Claire.bailey@avonbourneacademy.org.uk</a>
Music	Eduqas	GCSE	<a href="mailto:Amy.Burrows@avonbourneacademy.org.uk">Amy.Burrows@avonbourneacademy.org.uk</a>
Dance BTEC	Pearson	BTEC Level 1/Level 2 Tech Award	<a href="mailto:Sophie.Adams@avonbourneacademy.org.uk">Sophie.Adams@avonbourneacademy.org.uk</a>
Physics (Higher)	AQA	GCSE	<a href="mailto:taz.chikwavira@avonbourneacademy.org.uk">taz.chikwavira@avonbourneacademy.org.uk</a>
Religious Studies	AQA	GCSE	<a href="mailto:Kira.Jupe@avonbourneacademy.org.uk">Kira.Jupe@avonbourneacademy.org.uk</a>
French (Foundation)	AQA	GCSE	<a href="mailto:Sophie.watts@avonbourneacademy.org.uk">Sophie.watts@avonbourneacademy.org.uk</a>
French (Higher)	AQA	GCSE	<a href="mailto:Sophie.watts@avonbourneacademy.org.uk">Sophie.watts@avonbourneacademy.org.uk</a>
Sports Science Award	OCR	Level 1/2 Cambridge National Certificate	<a href="mailto:Ross.Goldsmith@avonbourneacademy.org.uk">Ross.Goldsmith@avonbourneacademy.org.uk</a>
Travel & Tourism	Pearson	BTEC Level 1/Level 2 First Award	<a href="mailto:Emma.harkison@avonbourneacademy.org.uk">Emma.harkison@avonbourneacademy.org.uk</a>

# Mock Timetable

## Including P0 and P5 sessions

		9am Exam			1:30pm Exam	
		Subject	Time		Subject	Time
w/c 04/11/2024	Period 0: 7:45 - 08:30	French Speaking exams		Period 3		
<b>GCSE Resits are running 5th November - 11th November</b>						
Monday 11th November 2024	Maths	Maths Paper 1 Non Calc	90 mins	Geograph	Geography Paper 1 - Living with the physical environment	55 mins
Tuesday 12th November 2024	English	English Literature Paper 1	105	French	French - Writing	60 mins
Wednesday 13th November 2024	History	History - Medicine in Brita	80 min	Biology	Biology Paper 1	75 mins/105 mins
Thursday 14th November 2024	English	English Language Paper 1	105	Media	Media - Exploring Media	105
Friday 15th November 2024	Maths	Maths Paper 2 Calculator	90 mins	History	History - Cold War	55 mins
Monday 18th November 2024	English	English Language Paper 2	105	Geograph	Geography - Paper 2: Challenges in the human environment & Fieldwork	90 mins
Tuesday 19th November 2024	Maths	Maths Paper 3 Calculator	90 mins	French	French listening and reading	35/45 mins 45/60 mins
Wednesday 20th November 2024	Science	Chemistry Paper 1	75 min/105 mins	History	History - Weimar and Nazi Germany	90 mins
Thursday 21st November 2024	English	English Literature Paper 2	135 mins	Sport Science	Sports Science CNAT - Unit R180- Reducing the risk of sports injuries	75 mins
Friday 22nd November 2024	Science	Physics Paper 1	75 min/105 mins	RE	RE -Christian and Islam Beliefs and Practices	105 mins
Monday 25th November 2024	Media	Media - Understanding	90 mins	Dance	Dance Written Paper	90 mins
Tuesday 26th November 2024	DT	DT Written exam	90 mins	Music	Music - Component 3: Listening and Appraising	60 mins
Wednesday 27th November 2024		<b>ART/TEXTILES NEED 2 DAYS - 5 HOURS PER CLASS</b>				
Thursday 28th November 2024						
Friday 29th November						

**The Examinations and Content**

Component 1 Portfolio –This will provide evidence for 60% of your final Art grade  
 Component 2 Externally set assignment - This will provide evidence for 40% of your final Art grade

<b>GCSE Fine Art Assessment Objectives</b>			
<p><b>AO1</b> Developing an idea through investigations. Demonstrating critical understanding of sources.                      (Generally found in sketchbook in written and practical responses)  <a href="#">Cubism.docx</a></p>	<p><b>AO2</b> Refine work by exploring ideas selecting and experimenting with appropriate media materials techniques and processes                      Generally found in sustained work, larger pieces and photos/3D/print.</p>	<p><b>AO3</b> Record ideas observation insights relevant to intentions as work progresses.                      Generally found in photos and drawings from life.</p>	<p><b>AO4</b> Present the personal meaningful response that realises intentions and demonstrates understanding of visual language.                      Generally found in final piece and planning pages/ evaluation.</p>
___/24	___/24	___/24	___/24
<p><b>Total</b> ___/96</p>			

<b>Links for further resources</b>		
Unit 1 Nature/ Goldsworthy	Unit 2 Cubism / Still Life	Exam units (Hockney photo montage/ Nature)
<a href="#">Goldsworth yr 10 Autumn sketchbook booklet.pptx</a>	<a href="#">Cubism Sketchbook support pages.pptx</a>	<a href="#">Nature do now 2022.pptm</a>  <a href="#">Distortion sketchbook pages.pptx</a>
<p> <a href="#">Finding inspiration - Finding inspiration - GCSE Art and Design Revision - BBC Bitesize</a>  <a href="#">Starting with genre - Finding inspiration - GCSE Art and Design Revision - BBC Bitesize</a>  <a href="#">Starting with a theme - Finding inspiration - GCSE Art and Design Revision - BBC Bitesize</a>  <a href="#">Finding inspiration in the work of artists - Finding inspiration - GCSE Art and Design Revision - BBC Bitesize</a> </p>		

**AQA GCSE Dance**

Specification: 8236

	Topics	Length of exam	%
Component 1 Written Exam	Choreography knowledge, performance skills. Analysis of own/professional work	90mins	40%
Component 2 Practical	Performance Practical exam	N/A	60%

**The Examinations and Content**

Written Paper	<b>Section A</b> relates to the knowledge and understanding of choreographic processes and performing skills Questions will relate to a given stimulus for students to write a response.
	<b>Section B</b> relates to the critical appreciation of own work. Questions relate to students' own experience of performance, or choreography from within the course.
	<b>Section C</b> relates to the critical appreciation of professional works from the GCSE Dance Anthology six dance works (For this mock paper the exam will only cover the 4 works that students have covered in detail: A Linha Curva, Emancipation of Expressionism, Infra, Shadows).  Students must be able to critically analyse, evaluate and identify similarities and differences, explain and justify their own opinions with reasoning.

**Links for Revision Resources****Videos of set works:**A Linha Curva: [A Linha Curva Wide - YouTube](#)Emancipation of Expressionism: [Emancipation of Expressionism - YouTube](#)Infra: [Infra - YouTube](#)Shadows: [Shadows - YouTube](#)Within Her Eyes: [Within Her Eyes - YouTube](#)**Knowledge Organisers:**Performance Skills : [Y11 Dance Autumn 2.docx](#)Choreography Knowledge : [Y10 GCSE Dance Autumn 1.docx](#)A Linha Curva: [Y10 Dance Autumn 2.docx](#)Shadows: [Y11 GCSE Dance Spring 1.pdf](#)Infra: [Y10 Summer 1 Dance Infra.pdf](#)**Revision Guide:**[The GCSE Dance Revision Guide \(1\).pdf](#)

### Revision Schedule

*Use the revision schedule to fill in your revision planner to organise what you will revise, how and when.*

<b>Department</b>	Dance		
Week 1			
<b>Focus</b>	<b>Method</b>	<b>Resource</b>	<b>Time</b>
Choreography Knowledge	Self quiz	Choreography knowledge organiser Y10 Term1	1 hour
Week 2			
<b>Focus</b>	<b>Method</b>	<b>Resource</b>	<b>Time</b>
A Linha Curva	Self Quiz Watch video Create flip cards from revision guide	A Linha Curva section of Revision guide A Linha Curva KO Video link	1 hour
Week 3			
<b>Focus</b>	<b>Method</b>	<b>Resource</b>	<b>Time</b>
Choreography Knowledge	Self quiz	Choreography KO Y10 Term1	1 hour
Week 4			
<b>Focus</b>	<b>Method</b>	<b>Resource</b>	<b>Time</b>
Performance Skills and definitions	Self quiz	Performance Skills KO Y11 term 1	1 hour
Week 5			
<b>Focus</b>	<b>Method</b>	<b>Resource</b>	<b>Time</b>
Infra	Self Quiz Watch video Create flip cards from revision guide	Infra section of Revision guide Infra KO Video link	1 hour
Week 6			
<b>Focus</b>	<b>Method</b>	<b>Resource</b>	<b>Time</b>
Shadows	Self Quiz Watch video Create flip cards from revision guide	Shadows section of Revision guide Shadows KO Video link	1 hour
Week 7			
<b>Focus</b>	<b>Method</b>	<b>Resource</b>	<b>Time</b>
Performance Skills and definitions	Self quiz	Performance Skills KO Y11 term 1	1 hour

Week 8			
<b>Focus</b>	<b>Method</b>	<b>Resource</b>	<b>Time</b>
Emancipation of Expressionism (EOE)	Watch video Create flip cards from revision guide	Emancipation of Expressionism section of Revision guide Video link	1 hour
Week 9			
<b>Focus</b>	<b>Method</b>	<b>Resource</b>	<b>Time</b>
Choreography Knowledge	Self quiz	Choreography KO Y10 Term1	1 hour
Week 10			
<b>Focus</b>	<b>Method</b>	<b>Resource</b>	<b>Time</b>
Performance Skills and definitions	Self quiz	Performance Skills KO Y11 term 1	1 hour

**Exam length:** 90 minutes

**Total marks available:** 60

**Examination and content:**

<b>Section A</b>	<b>10 marks</b> Timbers and their working properties Multiplication
<b>Section B</b>	<b>20 marks</b> Sources and origins of timber Conversion and seasoning Environmental issues associated with using products 6R's
<b>Section C</b>	<b>30 marks</b> Drawing methods (Perspective drawing) A designer we have studied as part of the course Working out percentages Woodwork joints Product analysis

Links to further resources		
Knowledge organisers	Past papers	Revision resources
<a href="#">Year 10 - Design and Technology - Autumn 1 - MST.pdf</a>	<a href="#">2021 (June) Mark Scheme.pdf</a>	<a href="#">Year 10 1st project - Mobile phone holder and drawing techniques.docx</a>
<a href="#">Year 10 - Design and Technology - Autumn 2 - MST.pdf</a>	<a href="#">2021 (June) Question Paper.pdf</a>	<a href="#">Year 10 2nd project - 4 joint wooden box.docx</a>
<a href="#">Year 10 - Design and Technology - Spring 1 - MST.pdf</a>	<a href="#">2022 (June) Mark Scheme.pdf</a>	<a href="#">Year 10 3rd project - Mackintosh tote bag.docx</a>
<a href="#">Year 10 - Design and Technology - Spring 2 - MST.pdf</a>	<a href="#">2022 (June) Question Paper.pdf</a>	<a href="#">Year 10 - Specialist Technical Principles booklet 1 - Timbers.docx</a>
<a href="#">Year 10 - Design and Technology - Summer 1 - MST.pdf</a>		<a href="#">Year 10 - Specialist technical principles booklet 2 - Environmental Factors.docx</a>
<a href="#">Year 10 - Design and Technology - Summer 2 - MST.pdf</a>		<a href="#">Year 10 - Specialist Technical Principles booklet 3 - Commercial Processes.docx</a>

## Revision Schedule

*Use the revision schedule to fill in your revision planner to organise what you will revise, how and when.*

<b>Department</b>	Design and Technology		
Week 1			
<b>Focus</b>	<b>Method</b>	<b>Resource</b>	<b>Time</b>
Types of timber and board, their properties and their uses	Flashcards	Revision guide on teams	1hr
Week 2			
<b>Focus</b>	<b>Method</b>	<b>Resource</b>	<b>Time</b>
Timber conversion and seasoning	Cornell notes	Revision guide on teams	30 mins
Week 3			
<b>Focus</b>	<b>Method</b>	<b>Resource</b>	<b>Time</b>
The 6 R's, and environmental issues associated with product design (including carbon footprint)	Flashcards	Revision guide on teams	30 mins
Week 4			
<b>Focus</b>	<b>Method</b>	<b>Resource</b>	<b>Time</b>
Two point perspective drawing	Flashcards	Revision guide on teams	30 mins
Week 5			
<b>Focus</b>	<b>Method</b>	<b>Resource</b>	<b>Time</b>
Charles Rennie Mackintosh – his life, inspiration, well known pieces and style	Cornell notes and flashcards	Revision guide on teams	1hr
Week 6			
<b>Focus</b>	<b>Method</b>	<b>Resource</b>	<b>Time</b>
Woodwork joints	Revision clock	Revision guide on teams	45 mins
Week 7			
<b>Focus</b>	<b>Method</b>	<b>Resource</b>	<b>Time</b>
Product analysis	Flashcards	Revision guide on teams	45 mins
Week 8			
<b>Focus</b>	<b>Method</b>	<b>Resource</b>	<b>Time</b>



ACCESSFM used in writing a specification and analysing products	Flashcards, and practising drawing methods	Revision guide on teams	1hr
Week 9			
<b>Focus</b>	<b>Method</b>	<b>Resource</b>	<b>Time</b>
Maths – extracting and using information from graphs and charts	Cornell notes	Revision guide on teams	45 mins
Week 10			
<b>Focus</b>	<b>Method</b>	<b>Resource</b>	<b>Time</b>
Maths – calculating area	Flashcards	Revision guide on teams	30 mins

## Examinations and content

<p><b>Literature, Paper one</b></p> <p>1 hr 45 mins</p>	<p><b>Section A: Shakespeare – 30 marks (AO1, AO2, AO3) + 4 marks (AO4)</b> Students will answer one essay question on their studied Shakespearean text, Macbeth.</p> <p><b>Section B: The 19<sup>th</sup> Century Novel – 30 marks (AO1, AO2, AO3)</b> Students will answer one essay question on their studied 19<sup>th</sup> Century text, A Christmas Carol.</p>
<p><b>Language, Paper one</b></p> <p>1 hr 45 mins</p>	<p><b>Reading (40 marks) (25%) – one text</b></p> <ul style="list-style-type: none"> <li>• 1 short form question (1 x 4 marks)</li> <li>• 2 longer form questions (2 x 8 marks)</li> <li>• 1 extended question (1 x 20 marks)</li> </ul> <p><b>Writing (40 marks) (25%)</b> 1 extended writing question (24 marks for content, 16 marks for technical accuracy)</p>
<p><b>Literature, Paper two</b></p> <p>2 hrs 15 mins</p>	<p><b>Section A: Modern prose/drama - 30 marks (AO1, AO2, AO3) + 4 marks (AO4)</b> Students will answer one essay question from a choice of two on their studied modern play, An Inspector Calls.</p> <p><b>Section B: Power and Conflict poetry - 30 marks (AO1, AO2, AO3)</b> Students will answer one comparative essay question. Students will need to choose a poem from the Power and Conflict cluster to compare to the named poem on the exam paper.</p> <p><b>Section C: Unseen Poetry – 32 marks in total</b> Students will answer one question on one unseen poem and one question comparing this poem with a second unseen poem.</p> <ul style="list-style-type: none"> <li>• Part 1: unseen poem essay <b>24 marks (AO1, AO2)</b></li> <li>• Part 2: unseen poetry comparison <b>8 marks (AO2)</b></li> </ul>
<p><b>Language, Paper two</b></p> <p>1 hr 45 mins</p>	<p><b>Reading (40 marks) (25%) – two linked texts</b></p> <ul style="list-style-type: none"> <li>• 1 short form question (1 x 4 marks)</li> <li>• 2 longer form questions (1 x 8, 1 x 12 marks)</li> <li>• 1 extended question (1 x 16 marks)</li> </ul> <p><b>Writing (40 marks) (25%)</b></p> <ul style="list-style-type: none"> <li>• 1 extended writing question (24 marks for content, 16 marks for technical accuracy)</li> </ul>

**Resources to help students revise and prepare:**

**Literature Paper 1**

Macbeth	A Christmas Carol
<ul style="list-style-type: none"> <li>• <a href="#">Macbeth knowledge organiser</a></li> <li>• <a href="#">Macbeth supporting resources booklet</a></li> <li>• <a href="#">Annotations in your full text booklet</a></li> <li>• <a href="#">Macbeth Lit Drive guide</a></li> </ul>	<ul style="list-style-type: none"> <li>• <a href="#">A Christmas Carol knowledge organiser</a></li> <li>• <a href="#">A Christmas Carol supporting resources booklet</a></li> <li>• <a href="#">Annotations in your full text booklet</a></li> <li>• <a href="#">A Christmas Carol Lit Drive guide</a></li> </ul>

**Literature Paper 2**

An Inspector Calls	Power and Conflict Poetry	Unseen Poetry
<ul style="list-style-type: none"> <li>• <a href="#">An Inspector Calls knowledge organiser</a></li> <li>• <a href="#">Annotations in your full text booklet</a></li> <li>• <a href="#">An Inspector Calls supporting resources booklet</a></li> <li>• <a href="#">An Inspector Calls example questions (at the back of the supporting resources booklet)</a></li> <li>• <a href="#">An Inspector Calls Lit Drive guide</a></li> </ul>	<ul style="list-style-type: none"> <li>• <a href="#">Power and Conflict knowledge organiser</a></li> <li>• <a href="#">Annotated poems</a></li> <li>• <a href="#">Power and Conflict essay planning and writing slides</a></li> <li>• <a href="#">Power and Conflict revision booklet</a></li> <li>• <a href="#">Power and Conflict example questions</a></li> </ul>	<ul style="list-style-type: none"> <li>• <a href="#">Unseen Poetry knowledge organiser</a></li> <li>• <a href="#">Unseen Poetry example questions</a></li> </ul>

**Language Paper 1**

English Language Paper 1
<ul style="list-style-type: none"> <li>• <a href="#">English Language Paper 1 Walk-Through</a></li> <li>• <a href="#">English Language Paper 1 Example Papers</a></li> </ul>

**Language Paper 2**

English Language Paper 2
<ul style="list-style-type: none"> <li>• <a href="#">English Language paper 2 guidance frame</a></li> <li>• <a href="#">English Language Paper 2 walk-through slides</a></li> <li>• <a href="#">English Language Paper 2 example papers</a></li> </ul>

**Additional literature video resources:**

An Inspector Calls	Power and Conflict Poetry	Unseen Poetry
<ol style="list-style-type: none"> <li>1. <a href="#">The Inspector (Part 1)</a></li> <li>2. <a href="#">The Inspector (Part 2)</a></li> <li>3. <a href="#">Sheila and Eric (Part 1)</a></li> <li>4. <a href="#">Sheila and Eric (Part 2)</a></li> <li>5. <a href="#">Mr Birling</a></li> <li>6. <a href="#">Mrs Birling</a></li> <li>7. <a href="#">Responsibility (Part 1)</a></li> <li>8. <a href="#">Responsibility (Part 2)</a></li> <li>9. <a href="#">The Generational Divide (Part 1)</a></li> <li>10. <a href="#">The Generational Divide (Part 2)</a></li> <li>11. <a href="#">Challenging Class and Gender (Part 1)</a></li> <li>12. <a href="#">Challenging Class and Gender (Part 2)</a></li> </ol>	<ol style="list-style-type: none"> <li>1. <a href="#">London (Part 1)</a></li> <li>2. <a href="#">London (Part 2)</a></li> <li>3. <a href="#">Ozymandias (Part 1)</a></li> <li>4. <a href="#">Ozymandias (Part 2)</a></li> <li>5. <a href="#">My Last Duchess (Part 1)</a></li> <li>6. <a href="#">My Last Duchess (Part 2)</a></li> <li>7. <a href="#">Charge of the Light Brigade (Part 1)</a></li> <li>8. <a href="#">Charge of the Light Brigade (Part 2)</a></li> <li>9. <a href="#">Exposure (Part 1)</a></li> <li>10. <a href="#">Exposure (Part 2)</a></li> <li>11. <a href="#">Poppies (Part 1)</a></li> <li>12. <a href="#">Poppies (Part 2)</a></li> <li>13. <a href="#">Tissue (Part 1)</a></li> <li>14. <a href="#">Tissue (Part 2)</a></li> <li>15. <a href="#">The Emigree (Part 1)</a></li> <li>16. <a href="#">The Emigree (Part 2)</a></li> <li>17. <a href="#">Checking Out Me History (Part 1)</a></li> <li>18. <a href="#">Checking Out Me History (Part 2)</a></li> </ol>	<p><a href="#">MASSOLIT – Unseen Poetry   Video lecture by Prof. John McRae,</a></p> <p><a href="#">MASSOLIT – Poetry: How to Read and Analyse Poetry   Video lecture by Prof. John Lennard,</a></p>
<p><a href="#">MASSOLIT – Priestley: An Inspector Calls   Video lecture by Prof. John McRae,</a></p>	<p><a href="#">MASSOLIT – Power and Conflict (AQA Poetry Anthology)   Video lecture by Prof. John McRae,</a></p>	

### GCSE Revision Schedule

*Use the revision schedule to fill in your revision planner to organise what you will revise, how and when.*

<b>Department</b>	<b>English Language and Literature</b>		
Week 1			
<b>Focus</b>	<b>Method</b>	<b>Resource</b>	<b>Time</b>
Literature Macbeth	Retrieval of themes quotes and context	Knowledge Organiser, Supporting Resources Booklet or LitChart	45 Mins
Literature A Christmas Carol	Retrieval of themes quotes and context	Knowledge Organiser, Supporting Resources Booklet or LitChart	45 Mins
Week 2			
<b>Focus</b>	<b>Method</b>	<b>Resource</b>	<b>Time</b>
Language Paper 1 Sec A	Guided revision tasks and practice questions (Qu 2, 3 and 4)	Language Revision Booklet	45 mins
Literature An Inspector Calls	Retrieval of themes quotes and context	Knowledge Organiser, Supporting Resources Booklet or LitChart	45 Mins
Literature Conflict Poetry	Retrieval of themes quotes and context	Knowledge Organiser, Supporting Resources Booklet or LitChart	45 Mins
Week 3			
<b>Focus</b>	<b>Method</b>	<b>Resource</b>	<b>Time</b>
Language Paper 2 Sec A	Guided revision tasks and practice questions (Qu 2, 3 and 4)	Language Revision Booklet	45 mins
Literature Unseen Poetry	Essay planning and written answer	Page 21 Supporting Resources Booklet	45 Mins
Literature A Christmas Carol	Essay planning and written answer	Page 21 Supporting Resources Booklet	45 Mins
Week 4			
<b>Focus</b>	<b>Method</b>	<b>Resource</b>	<b>Time</b>
Language Paper 1 Sec B	Guided revision tasks and practice Qu 5	Language Revision Booklet	50 Mins
Literature Macbeth	Essay planning and written answer	Page 21 Supporting Resources Booklet	45 Mins
Literature An Inspector Calls	Essay planning and written answer	Page 21 Supporting Resources Booklet	45 Mins
Week 5			
<b>Focus</b>	<b>Method</b>	<b>Resource</b>	<b>Time</b>

Language Paper 2 Sec B	Guided revision tasks and practice Qu 5	Language Revision Booklet	50 Mins
Literature Conflict Poetry	Essay planning and written answer	Page 21 Supporting Resources Booklet	45 Mins
Literature Unseen Poetry	Cornell Notes	Massolit videos	45 mins
Week 6			
<b>Focus</b>	<b>Method</b>	<b>Resource</b>	<b>Time</b>
Language Paper 1 and 2	Retrieval of methods and question approaches	Language Knowledge Organisers in Language revision Booklet	45 mins
Week 7			
<b>Focus</b>	<b>Method</b>	<b>Resource</b>	<b>Time</b>
Literature A Christmas Carol	Essay planning and written answer	Page 21 Supporting Resources Booklet	45 Mins
Literature Macbeth	Essay planning and written answer	Page 21 Supporting Resources Booklet	45 Mins

**Course:** AQA GCSE Geography

**Recommended Revision Guide:** CGP GCSE AQA Geography (9-1) NEW Revision Guide: [Amazon Link](#)

**Past Papers:** [AQA Link](#)

**Equipment reminder:** Always have a pencil, ruler, and calculator alongside your normal equipment in your geography exam.

**Please note that not all modules are being tested in the mocks as we still have some of the course content left to cover. When completing past papers please be mindful of this so you are only completing sections which are in the mock. Please see below for mock content.**

**Paper 1:** 55 minutes

We have not completed all the content for paper 1. The following topics will be in your November mock:

- Climate Change
- Climatic Hazards
- Tropical Storms
- Section C: UK landscapes
  - Coasts
  - Rivers

**Paper 2:** 1hour 5 Minutes

We have not completed all the content for paper 2. The following topics will be in your November mock:

- Section A: Urban Issues and Challenges
- Section B: The changing economic world

**Paper 3:** 25 Minutes (To be sat on same day/time as paper 2)

We have not completed all the content for paper 3. The following topics will be in your November mock:

- Fieldwork (Swanage)

**Resources to help revision:**

- AQA Geography Seneca Course: [Free Homework & Revision for A Level, GCSE, KS3 & KS2 \(senecalearning.com\)](#)
- Recommended Revision Guide: CGP GCSE AQA Geography (9-1) NEW Revision Guide: [Amazon Link](#)
- Past Papers: [AQA Link](#)
- [United Learning Curriculum platform:](#)
- [Exam Technique Breakdown](#)
- [Revision Schedule](#)
- Paper 1 [Climate change, Climatic hazards, Rivers and Coasts](#) exam questions
- Paper 2: [Urban issues and challenges and changing economic world](#) exam question
- [Knowledge organiser](#)
- [Fieldwork booklet](#)
- Paper 1: [Case studies](#)
- Paper 2: [Case studies](#)
- Booklets for each topic can also be found on your class team's page.

## **Topics, case studies and examples**

### **Paper 1: Living with the physical environment**

#### Section A: The challenge of natural hazards

- Natural and Tectonic hazards [UL Lesson 1](#)      [UL Lesson 2](#)
- Climate Change [UL Lesson](#)
  - Natural and human causes of climate change
  - Effects of climate change
  - Mitigation and adaptation
- Climatic Hazards      [UL Lesson](#)
  - Global atmospheric circulation
  - Causes, effects and management of tropical storms

#### Section C: Physical landscapes in the UK

- UK Landscape [UL Lesson 1](#)
  - Relief and rivers
- Coasts [UL Lesson 1](#)
  - Coastal processes
  - Coastal landforms
  - Identifying landforms
  - EXAMPLE – Coastal landscape – Dorset coastline (CGP pg. 45)
  - Coastal management
  - EXAMPLE: Coastal management – Lyme Regis (CGP pg. 47)
- Rivers [UL Lesson 1](#)
  - The river valley
  - River processes
  - River landforms – Erosion
  - River landforms – Meanders and Ox-bow lakes
  - River landforms – Deposition
  - Identifying river landforms
  - EXAMPLE: River landscape – River Clyde (CGP pg. 55)
  - River discharge and flooding
  - River management
  - EXAMPLE: Flood management – Oxford (CGP pg. 58)

### **Paper 2: Challenges in the Human Environment**

#### Section A: Urban Issues and Challenges

- Urbanisation
  - Urbanisation (CGP pg. 69)
  - CASE STUDY: Urban Growth Lagos, Nigeria (CGP pg. 70-72)
- UK Cities
  - UK Cities (CGP pg.73)
  - CASE STUDY: Change in UK Cities – Bristol
  - Sustainable urban living
  - CASE STUDY: Curitiba (CGP pg 77-78)
  - Traffic management (CGP pg 79)

#### Section B: The Changing Economic World

- Development
  - Measuring development
  - DTM



- Uneven development
- Reducing development gap
- Example: Tourism – Kenya or Jamaica (CGP pg. 87)
- Economic development
- Economic development in India (CGP pg. 88-90)
- Economic development in the UK
- EXAMPLE - Industry and the environment (CGP pg. 92)

All KS4 Geography lessons can be found on the curriculum website: [Curriculum - Curriculum \(unitedlearning.org.uk\)](http://Curriculum - Curriculum (unitedlearning.org.uk))

Skills: There will also be a range of skills questions on the paper. The skills could be based on:

- Map skills
  - Grid references, scale, relief, describing maps, identifying features on maps
- Graphs
  - Describing, constructing and analysing graphs
- Numerical skills
  - Correlation, frequency, ratio, magnitude, area
- Statistical skills
  - Mean, mode, median, range, % increase/decrease

### **Case studies and examples**

#### **Paper 1**

1. Section A – The challenge of natural hazards
  1. Tropical storm – Effects and responses - Typhoon Haiyan 2013
- 1.2 Section C – Physical landscapes in the UK (Rivers and Coasts)
  1. UK coastline – Dorset coastline
  2. Coastline Management – Lyme Regis
  3. Example of a river in the UK – The River Clyde
  4. River management – Oxford Flood management scheme

#### **PAPER 2**

##### 2.1 Section A Urban Issues and Challenges:

1. NEE City Case Study Growth. Opportunities and challenges (social, economic, environmental) management.
  - Lagos, Nigeria.
2. Example of how Urban Planning has improved QoL. - Makoko Floating School
3. UK City Case Study. Location, character, opportunities, and challenges – Bristol, UK
4. Example of regeneration in the UK – Temple quarter, Bristol
5. Example of sustainable urban living – Curitiba, Brazil
6. Traffic management case study – London

##### 2.2 Section B: The Changing Economic World

1. Example of how Tourism has reduced the development gap – Kenya/ Jamaica
2. NEE Case Study - India
3. UK Case Study – Torr Quarry
4. Example of sustainable industry – Unicorn

#### **Paper 3**

Fieldwork:

1. Based on the physical and human aspects of Year 10 fieldwork enquiry.

### Revision Schedule

*Use the revision schedule to fill in your revision planner to organise what you will revise, how and when.*

Use the resources on the mock support page to assist with your revision – below is a schedule of all the topics and the minimum time that needs to be allocated to each topic.

<b>Department</b>	Geography		
<b>Paper 1 Task 1</b>			
<b>Focus</b>	<b>Area to revise</b>	<b>Resources to help</b>	<b>Time</b>
Climate Change	Causes Effects	Seneca/ KO / Practise questions	1 hour
<b>Paper 1 Task 2</b>			
<b>Focus</b>	<b>Area to revise</b>	<b>Resources to help</b>	<b>Time</b>
Weather Hazards	Cause Effects Management	Seneca/ KO / Practise questions	2 hours
<b>Paper 1 Task 3</b>			
<b>Focus</b>	<b>Area to revise</b>	<b>Resources to help</b>	<b>Time</b>
Rivers	Landforms Processes Management strategies Oxford Case Study	Seneca/ KO/ Practise questions	2 hours
<b>Paper 1 Task 4</b>			
<b>Focus</b>	<b>Area to revise</b>	<b>Resources to help</b>	<b>Time</b>
Coasts	Landforms Processes Management strategies Lyme Regis Case Study	Seneca/ KO / Practise questions	2 hours
<b>Paper 2 Task 5</b>			
<b>Focus</b>	<b>Area to revise</b>	<b>Resources to help</b>	<b>Time</b>
Urban Issues Nigeria	Nigeria Case Study	Seneca/ KO / Practise questions	2 hours
<b>Paper 2 Task 6</b>			
<b>Focus</b>	<b>Area to revise</b>	<b>Resources to help</b>	<b>Time</b>
Urban Issues Bristol	Bristol Case Study	Seneca/ KO / Practise questions	2 hours
<b>Paper 2 Task 7</b>			
<b>Focus</b>	<b>Area to revise</b>	<b>Resources to help</b>	<b>Time</b>
Urban Issues Curitiba	Sustainable urban living	Seneca/ KO / Practise questions	1 hour
<b>Paper 2 Task 8</b>			
<b>Focus</b>	<b>Area to revise</b>	<b>Resources to help</b>	<b>Time</b>

The Development Gap	Causes, Consequences, and strategies to reduce development.	Seneca/ KO / Practise questions	1 hour
Paper 2 Task 9			
<b>Focus</b>	<b>Area to revise</b>	<b>Resources to help</b>	<b>Time</b>
India	India Case Study	Seneca/ KO / Practise questions	2 hours
Paper 2 Task 10			
<b>Focus</b>	<b>Area to revise</b>	<b>Resources to help</b>	<b>Time</b>
UK Economy	UK case study	Seneca/ KO / Practise questions	2 hours
Paper 3 Task 11			
<b>Focus</b>	<b>Area to revise</b>	<b>Resources to help</b>	<b>Time</b>
Fieldwork	Swanage Fieldwork	KO, Fieldwork Booklet	1 hour

# History

Contact : [tom.kidman@avonbourneacademy.org.uk](mailto:tom.kidman@avonbourneacademy.org.uk)  
[zara.lampey@avonbourneacademy.org.uk](mailto:zara.lampey@avonbourneacademy.org.uk)

## Exams

You will sit three exams:

- Medicine in Britain – 1 hr and 20 minutes
- Weimar and Nazi Germany – 1 hr and 30 minutes
- Superpower relations and the Cold War, 1941-91 – 55 minutes

## Topics to be covered in the assessments:

Medicine in Britain content:

- Medieval Medicine, 1250-1500
- Renaissance Medicine, 1500-1700
- Industrial Medicine, 1700-1900
- Modern Medicine, 1900 to present day
- The British Sector of the Western Front, 1914-18: injuries, treatments and the trenches

Medicine in Britain exam questions:

- Describe one feature of... (2 marks)
- Describe one feature of... (2 marks)
- How useful are two sources for an enquiry... (8 marks)
- How could you follow up the source to find out more... (4 marks)
- Explain one way in which ... was similar/different to... (4 marks)
- Explain why... (12 marks)
- Statement. How far do you agree? (16 marks + 4 SPAG marks)

Superpower relations and the Cold War content:

- The origins of the Cold War, 1941-58
- Cold War crises, 1958-70

Superpower relations and the Cold War exam questions:

- Explain one consequences of... (4 marks)
- Explain one consequences of... (4 marks)
- Write a narrative account analysing the... (8 marks)
- Explain two of the following:
  - The importance of X for/in/on Y...
  - The importance of X for/in/on Y...
  - The importance of X for/in/on Y... (16 marks)

Weimar and Nazi Germany content:

- The Weimar Republic, 1918-29
- Hitler's rise to power, 1919-33
- Nazi control and dictatorship, 1933-39
- Life in Nazi Germany, 1933-39

Weimar and Nazi Germany exam questions:

- Give two things you can infer from Source A about... (4 marks)
- Explain why... (12 marks) (from a choice of two questions)
- How useful are Sources B and C for an enquiry... (8 marks)
- Study interpretation 1 & 2. What is the main difference between the views? (4 marks)
- Suggest one reason why the interpretations have different views, using the sources to explain your answer. (4 marks)
- How far do you agree with interpretation ... about ... . Explain with both interpretation and your own knowledge. (16 marks + 4 SPAG marks)

**Resources to help students revise and prepare:**

Medicine in Britain:

- Medicine revision guide and answer slides
- Medicine lesson booklets
- Medicine knowledge organisers and fluency sheets
- Medicine exam technique organiser
- Medicine exam questions bank
- Seneca courses- make sure you have selected Edexcel courses
- [United Learning lessons](#)

Weimar and Nazi Germany:

- Germany revision guide and answer slides
- Germany lesson booklets
- Germany knowledge organisers and fluency sheets
- Germany exam technique organiser
- Germany exam questions bank
- Seneca courses- make sure you have selected Edexcel courses
- [United Learning lessons](#)

Superpower relations and the Cold War:

- Cold War revision guide
- Cold War lesson booklets
- Cold War knowledge organisers and fluency sheets
- Cold War exam technique organiser
- Cold War exam questions bank
- Seneca courses- make sure you have selected Edexcel courses
- [United Learning lessons](#)

All topics:

- Combined knowledge organisers booklet
- Blank knowledge organisers
- Suggested revision schedule in place since w/c 30<sup>th</sup> September
- All revision resources are on the class Team- these are updated regularly

## History Revision Schedule – Year 11 November mock exams 2023

Week 1			
Focus	Method	Resource	Time
Medicine overviews (pages 5-14 in revision guide)	Retrieval practice	Medicine revision guide and green pen from Teams	1 hour
Germany blank knowledge organisers	Retrieval practice	Germany revision guide and knowledge organisers	40 minutes
Week 2			
Focus	Method	Resource	Time
Medicine Western Front (pages 15-20 in revision guide)	Retrieval practice	Medicine revision guide and green pen from Teams	30 minutes
Germany main enquiries (KT1 and KT2)	Retrieval practice	Germany revision guide and green pen from Teams	1 hour
Week 3			
Focus	Method	Resource	Time
Medicine factor tables (pages 25-28 in revision guide)	Retrieval practice	Medicine revision guide and green pen from Teams	30 minutes
Germany main enquiries (KT3 and KT4)	Retrieval practice	Germany revision guide and green pen from Teams	1 hour
Cold War blank knowledge organisers	Retrieval practice	Knowledge organisers	20 minutes
Week 4			
Focus	Method	Resource	Time
Medicine blank knowledge organisers	Retrieval practice	Medicine revision guide and knowledge organisers	30 minutes
Germany individuals	Retrieval practice	Germany revision guide and green pen from Teams	1 hour
Cold War events	Retrieval practice	Cold War revision guide and green pen from Teams	1 hour
Week 5			
Focus	Method	Resource	Time
Medicine 12-mark questions and source utility questions	Plan out exam questions	Exam question bank	1 hour
Germany key events	Retrieval practice	Germany revision guide and green pen from Teams	1 hour

Cold War individuals	Retrieval practice	Cold War revision guide and green pen from Teams	1 hour
Week 6			
<b>Focus</b>	<b>Method</b>	<b>Resource</b>	<b>Time</b>
Medicine 16-mark questions, describe two features, similarity/difference 4 mark question	Plan out exam questions	Exam question bank	1 hour
Germany 12-mark questions, source/interpretation practice	Plan out exam questions	Exam question bank	1 hour
Cold War all questions	Plan out exam questions	Exam question bank	1 hour
Week 7			
<b>Focus</b>	<b>Method</b>	<b>Resource</b>	<b>Time</b>
Exam practice for remaining exams	Plan out exam questions	Exam question bank	1 hour
Blank knowledge organisers for remaining exams	Retrieval practice	Revision guides and knowledge organisers	1 hour

# BTEC Health and Social Care (Internal assessment)

Contact: [emma.harkison@avonbourneacademy.org.uk](mailto:emma.harkison@avonbourneacademy.org.uk)

**Component 2 (all students):** 10 hours of assessment time (completed during lesson time)

**Total marks available:** 60 marks (over 5 tasks)

**Component 1 (for those who haven't already completed):** 8 hours of assessment time (time to be arranged for completion)

**Total marks available:** 60 marks (over 4 tasks)

## **Assessment and content:**

### **Component 2 – Health and social care services and values**

Task 1	How health and social care services work together to meet the needs of an individual
Task 2	How social care services meet the needs of an individual
Task 3	Barriers an individual could face when accessing services in health or social care
Task 4	How healthcare professionals demonstrate the skills, attributes and values required when delivering care to an individual
Task 5	How skills, attributes and values of care professionals can help an individual to overcome potential obstacles

### **Links to further resources – Component 2**

Knowledge organisers	Assessment documents	Revision resources
<a href="#">Component 2 LAA</a>	<a href="#">HSC Comp 2 PSA - Sept 2023.pdf</a>	<a href="#">HSC Comp 2 checklist - Sept 2023.pdf</a>
<a href="#">Component 2 LAB</a>		
<a href="#">Component 2 LAA and LAB</a>		

### **Component 1 – Human lifespan and development**

Task 1	PIES growth and development through the life stages
Task 2	Impact of different factors on PIES growth and development through the life stages
Task 3a	Impact of life events on PIES growth and development
Task 3b	How individuals adapt to life events

### **Links to further resources – Component 1**

Knowledge organisers	Assessment documents	Revision resources
<a href="#">Component 1 LAA</a>	<a href="#">HSC Comp 1 PSA - Sept 2023.pdf</a>	<a href="#">HSC Comp 1 PSA checklists - Sept 2023.pdf</a>
<a href="#">Component 1 LAB</a>		



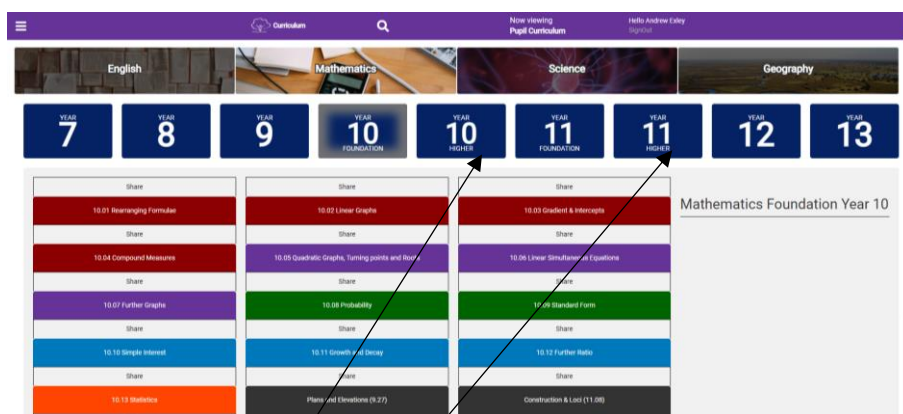
## The Examinations

**Paper 1: Non-Calculator – 1 hour 30 mins**

**Paper 2: Calculator – 1 hour 30 mins**

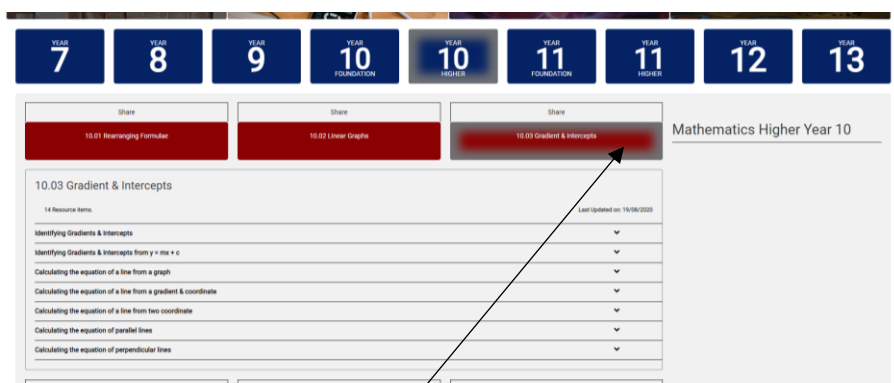
**Paper 3: Calculator – 1 hour 30 mins**

UL Resources [Curriculum - Curriculum \(unitedlearning.org.uk\)](http://Curriculum - Curriculum (unitedlearning.org.uk))



Use the Year 10 and 11 lessons to help with revision. The link above takes you to the UL Pupil page shown.

Each topic then has multiple video lessons included as shown



Click on the title to open the list of lessons.

## Links for further resources

### [SPARX Maths](#)

Log in and use your account as normal

Use the links below to see the clip numbers by topic

[Sparx GCSE Revision Foundation.pdf](#)

[Sparx GCSE Revision Crossover.pdf](#)

[Sparx GCSE Revision Higher.pdf](#)

### [Corbett Maths](#)

Great selection of questions organised by topic. All have answers on the site.

### **Practice Papers**

[Foundation Exam Papers](#)

[Higher Exam Papers](#)

[Markschemes](#)

below.

Remember the key to maths revision is **practising questions**

### Maths Foundation Revision Schedule

*Use the revision schedule to fill in your revision planner to organise what you will revise, how and when.*

<b>Department</b>	Maths		
Topic 1			
<b>Focus</b>	<b>Method</b>	<b>Resource</b>	<b>Time</b>
Solving Linear Equations	Watch modelling videos <b>and</b> complete practice questions	SPARX Code U755, U325, U870, U505, U599/Corbett Maths	30mins
Topic 2			
<b>Focus</b>	<b>Method</b>	<b>Resource</b>	<b>Time</b>
Rearranging Formulae	Watch modelling videos <b>and</b> complete practice questions	SPARX Code U556/Corbett Maths	30mins
Topic 3			
<b>Focus</b>	<b>Method</b>	<b>Resource</b>	<b>Time</b>
Factors and Multiples	Watch modelling videos <b>and</b> complete practice questions	SPARX Code U211, U751, U529 /Corbett Maths	30mins
Topic 4			
<b>Focus</b>	<b>Method</b>	<b>Resource</b>	<b>Time</b>
Product of Prime Factors	Watch modelling videos <b>and</b> complete practice questions	SPARX Code U211, U751, U529 /Corbett Maths	30mins
Topic 5			
<b>Focus</b>	<b>Method</b>	<b>Resource</b>	<b>Time</b>
Standard Form	Watch modelling videos <b>and</b> complete practice questions	SPARX Code U330, U534 U264, U290, U161 /Corbett Maths	30mins
Topic 6			
<b>Focus</b>	<b>Method</b>	<b>Resource</b>	<b>Time</b>
Ratio (simplifying and sharing)	Watch modelling videos <b>and</b> complete practice questions	SPARX Code U687 U753, U577 /Corbett Maths	30mins
Topic 7			
<b>Focus</b>	<b>Method</b>	<b>Resource</b>	<b>Time</b>
Averages (Mean, Median, Mode)	Watch modelling videos <b>and</b> complete practice questions	SPARX Code U260 U291, U456, U526 /Corbett Maths	30mins

Topic 8			
Focus	Method	Resource	Time
Fractions (four operations)	Watch modelling videos <b>and</b> complete practice questions	SPARX Code U736, U793 U475, U544 /Corbett Maths	30mins
Topic 9			
Focus	Method	Resource	Time
Factorising Expressions	Watch modelling videos <b>and</b> complete practice questions	SPARX Code U365 /Corbett Maths	30mins
Topic 10			
Focus	Method	Resource	Time
Percentages (finding % of an amount)	Watch modelling videos <b>and</b> complete practice questions	SPARX Code U554, U349 /Corbett Maths	30mins

Maths Higher Revision Schedule			
<i>Use the revision schedule to fill in your revision planner to organise what you will revise, how and when.</i>			
<b>Department</b>	Maths		
Topic 1			
Focus	Method	Resource	Time
Straight Line Graphs	Watch modelling videos <b>and</b> complete practice questions	SPARX Code U898/Corbett Maths	30mins
Topic 2			
Focus	Method	Resource	Time
Rearranging Formulae	Watch modelling videos <b>and</b> complete practice questions	SPARX Code U556/Corbett Maths	30mins
Topic 3			
Focus	Method	Resource	Time
Simultaneous Equations	Watch modelling videos <b>and</b> complete practice questions	SPARX Code U760, U757, U836, U137 /Corbett Maths	30mins
Topic 4			
Focus	Method	Resource	Time
Probability	Watch modelling videos <b>and</b> complete practice questions	SPARX Code U369 U246, U821, U806 U476, U748, U699 /Corbett Maths	30mins

Topic 5			
Focus	Method	Resource	Time
Index Laws	Watch modelling videos <b>and</b> complete practice questions	SPARX Code U662 /Corbett Maths	30mins
Topic 6			
Focus	Method	Resource	Time
Standard Form	Watch modelling videos <b>and</b> complete practice questions	SPARX Code U330, U534, U264, U290 /Corbett Maths	30mins
Topic 7			
Focus	Method	Resource	Time
Ratio	Watch modelling videos <b>and</b> complete practice questions	SPARX Code U687, U753, U176, U577, U921, U865 /Corbett Maths	30mins
Topic 8			
Focus	Method	Resource	Time
Averages (Mean, Median, Mode)	Watch modelling videos <b>and</b> complete practice questions	SPARX Code U408, U510, U683, U580 /Corbett Maths	30mins
Topic 9			
Focus	Method	Resource	Time
Expanding and Factorising	Watch modelling videos <b>and</b> complete practice questions	SPARX Code U606 U858/Corbett Maths	30mins
Topic 10			
Focus	Method	Resource	Time
Pythagoras	Watch modelling videos <b>and</b> complete practice questions	SPARX Code U385 /Corbett Maths	30mins

## The Examinations and Content

<p><b>Component 1:</b> Exploring the Media</p> <ul style="list-style-type: none"> <li>Total marks: 80 marks</li> <li>40%</li> <li>1 Hour 30 Minutes</li> </ul>	<p><b>Section 1: Media Language and Representation</b> 15 marks Media language question 5 marks context question 25 marks comparison of Cross Media Study with unseen example This Girl Can; Quality Street; GQ; Pride; Man With The Golden Gun; Spectre...</p> <p><b>Section 2: Media Industries and Audiences</b> Mixture of 1 – 12 mark questions on a selected range of CMTs as wider knowledge about audience and industries. Fortnite; The Archers; Spectre...</p>
--	--

## Links for further resources

<u>Essay Resources and Exam Preparation</u>	<u>Revision Resources</u>
<p>Specific Revision Booklet for Component 1 GCSE Media</p> <p><a href="#">YR 10 11 MEDIA 22 23 REVISION RESOURCE.docx</a></p> <p>You also have access to the booklets, in class, which contain past questions and sample answers.</p>	<p>Specific Revision Booklet for Component 1 GCSE Media <a href="#">YR 10 11 MEDIA 22 23 REVISION RESOURCE.docx</a></p> <p>Specific summary videos on each topic by Becky Fisher:</p> <p><a href="#">GCSE Media - This Girl Can - Media Language - A Guide for Students &amp; Teachers - YouTube</a></p> <p><a href="#">GCSE Media - This Girl Can - Representation - A guide for students &amp; teachers - YouTube</a></p> <p><a href="#">GCSE Media - Quality Street Advert -- Media Language - A Guide for Students &amp; Teachers - YouTube</a></p> <p><a href="#">GCSE Media - Quality Street Advert -- Representation - A Guide for Students &amp; Teachers - YouTube</a></p> <p><a href="#">GCSE Media Studies - GQ Magazine - Media Language &amp; Representation - YouTube</a></p> <p><a href="#">GCSE Media - Pride Magazine - Media Language &amp; Representation - YouTube</a></p> <p><a href="#">GCSE - The Man With The Golden Gun - Media Language &amp; Representation - YouTube</a></p> <p><a href="#">GCSE - Spectre Poster - Media Language &amp; Representation - YouTube</a></p> <p><a href="#">GCSE Media - Spectre &amp; Film Industry - Simple Guide for Students &amp; Teachers - YouTube</a></p> <p><a href="#">GCSE Media - The Archers - Industries - YouTube</a></p> <p><a href="#">GCSE Media - The Archers - Audience - YouTube</a></p> <p><a href="#">GCSE Media - Fortnite - Industries &amp; Audiences - YouTube</a></p>

## The Examinations and Content

<p><b>Component 2:</b> Understanding Media forms and products</p> <ul style="list-style-type: none"> <li>• Total marks: 85 marks</li> <li>• 40%</li> <li>• 1 Hour 30 Minutes</li> </ul>	<p><b>Section 1: Sit-coms</b> An array of 4-10 mark questions focusing on Sit-com genre conventions and aspects of representation</p> <p><b>Section 2: Music Videos</b> 20 mark question focusing on comparing an aspect of representation An 8-10 mark question focusing on wider industry context</p>
---	---

## Links for further resources

<u>Essay Resources and Exam Preparation</u>	<u>Revision Resources</u>
<p>Teams folder with revision materials made in lessons, photocopied student work and classwork revision booklets.</p>	<p><a href="#">Freinds Fact Sheet - Language and Representation</a></p> <p><a href="#">Modern Family Fact Sheet</a></p> <p><a href="#">Friends Fact Sheet Industry Contexts</a></p> <p><a href="#">Friends cinematography   Media Studies - Sitcoms (wjec.co.uk)</a></p> <p><a href="#">Friends - Sound and music   Media Studies - Sitcoms (wjec.co.uk)</a></p> <p><a href="#">Friends - Editing   Media Studies - Sitcoms (wjec.co.uk)</a></p> <p><a href="#">Friends Social Contexts (Ignore IT Crowd)</a> Ignore IT crowd content, focus on Friends.</p> <p><a href="#">Bad Blood Key Shot Analysis</a></p> <p><a href="#">Taylor Swift Website Analysis QUIZ</a></p> <p><a href="#">Bad Blood TArget Audience</a></p>

### Revision Schedule

*Use the revision schedule to fill in your revision planner to organise what you will revise, how and when.*

<b>Department</b>	Media Studies		
Week 1			
<b>Focus</b>	<b>Method</b>	<b>Resource</b>	<b>Time</b>
Media language and representation	Homework booklet questions. KO.		
Week 2			
<b>Focus</b>	<b>Method</b>	<b>Resource</b>	<b>Time</b>
The Archers	Homework booklets tasks	Archers Fact Sheet Past booklet Seneca	
Week 3			
<b>Focus</b>	<b>Method</b>	<b>Resource</b>	<b>Time</b>
Fortnite – convergence and audience consumption	Video games exam past exam question	Fortnite Fact Sheet	
Week 4			
<b>Focus</b>	<b>Method</b>	<b>Resource</b>	<b>Time</b>
Newspaper audience and contexts	Newspaper context exam style question	Unseen newspaper covers provided by the teacher. The Sun fact sheet	
Week 5			
<b>Focus</b>	<b>Method</b>	<b>Resource</b>	<b>Time</b>
Mise-en-scene	Unseen extract – advertisement exam question	Advertising booklet from last year. Homework booklet.	
Week 6			
<b>Focus</b>	<b>Method</b>	<b>Resource</b>	<b>Time</b>
Mise-en-scene continued	Unseen video extract analysis. Exam style question		
Week 7			
<b>Focus</b>	<b>Method</b>	<b>Resource</b>	<b>Time</b>
Female perspectives & Male Gaze	Comparative analysis of women’s advertising through time		
Week 8			
<b>Focus</b>	<b>Method</b>	<b>Resource</b>	<b>Time</b>

Uses & Gratifications	Picked at random, seen extract through U&G exam style question		
Week 9			
<b>Focus</b>	<b>Method</b>	<b>Resource</b>	<b>Time</b>
Sitcom conventions and context	Seen extract. Context based exam question.		
Week 10			
<b>Focus</b>	<b>Method</b>	<b>Resource</b>	<b>Time</b>
Media language	KO, Homework booklet revision of unit terms		



## Eduqas GCSE Music

Specification: C660QS

Component	Topic	Length of exam	%
<b>Component 1 Performance</b>	A minimum of two pieces, one of which must be an ensemble performance of at least one minute duration. The other piece(s) may be either solo and/or ensemble. One of the pieces performed must link to an area of study of the learner's choice.	n/a Performances must be at least 4 minutes in total	<b>30%</b>
<b>Component 2 Composition</b>	Two compositions, one of which must be in response to a brief set by WJEC. Learners choose one brief from a choice of four, each one linked to a different area of study. The second composition is a free composition for which learners set their own brief.	n/a Compositions must be at least 2 minutes in total	<b>30%</b>
<b>Component 3 Listening and Appraising</b>	This component is assessed via a listening examination. Eight questions in total, two on each of the four areas of study. <ul style="list-style-type: none"> <li>• Area of study 1: Musical Forms and Devices</li> <li>• Area of study 2: Music for Ensemble</li> <li>• Area of study 3: Film Music</li> <li>• Area of study 4: Popular Music</li> </ul> Two of the eight questions are based on extracts set by WJEC.	75 mins	<b>40%</b>

### The Examinations and Content

Question	Marks available	Content
1	12	<b>Area of Study 1: Musical Forms and Devices</b> <b>Badinerie Suite, J.S. Bach</b> <ul style="list-style-type: none"> <li>• Focus on Section B</li> <li>• Instrumentation</li> <li>• Melodic Devices (and Motif development)</li> <li>• Tonality</li> <li>• Harmony</li> <li>• Rhythm</li> </ul>
2-7	8-12 per questions	<b>Area of Study 1: Musical Forms and Devices</b> <ul style="list-style-type: none"> <li>• Classical structures – binary, ternary, minuet and trio, rondo, variation and strophic form</li> <li>• Use of musical devices in relation to the musical elements</li> </ul> <b>Area of Study 2: Music for Ensemble</b> <ul style="list-style-type: none"> <li>• Sonority and texture</li> <li>• Instrumental and vocal groupings</li> <li>• Musical theatre</li> </ul>

		<ul style="list-style-type: none"> <li>• Chamber music</li> <li>• String quartet</li> <li>• Vocal ensembles</li> </ul> <p><b>Area of Study 3: Film Music</b></p> <ul style="list-style-type: none"> <li>• Timbre</li> <li>• Tone colour</li> <li>• Dynamics</li> </ul> <p><b>Area of Study 4: Popular Music</b></p> <ul style="list-style-type: none"> <li>• Structure</li> <li>• Harmony</li> <li>• Music technology</li> <li>• Pop</li> <li>• Rock</li> <li>• Bhangra</li> <li>• Fusion</li> </ul> <p>You are required to:</p> <ul style="list-style-type: none"> <li>• identify musical elements, musical contexts and musical language, and apply this knowledge to familiar and unfamiliar music</li> <li>• make evaluative and critical judgements about musical elements, musical contexts and musical language, using appropriate musical terminology</li> <li>• complete the rhythm or pitch of a short section of music (pitch dictation will be within the major scale)</li> </ul>
8	12	<p><b>Area of Study 4: Popular Music</b></p> <p><b>Africa by Toto</b></p> <ul style="list-style-type: none"> <li>• Structure</li> <li>• Instrumentation – popular and world music</li> <li>• Harmony</li> <li>• Melody (including main riffs)</li> <li>• Rhythm</li> </ul>

Links for Revision Resources	
<p>Videos:</p> <p>Badinerie Set Work videos on each section, melody, instrumentation, tonality, rhythm, texture and harmony  <a href="https://www.youtube.com/watch?v=DNo5VB5qFfw&amp;list=PLBZiTTltfg32gCtmA5dSaBTZgWK6IQ2fS">https://www.youtube.com/watch?v=DNo5VB5qFfw&amp;list=PLBZiTTltfg32gCtmA5dSaBTZgWK6IQ2fS</a></p> <p>Africa, Toto Set Work revision  <a href="https://www.youtube.com/watch?v=KBS1vxd06C4">https://www.youtube.com/watch?v=KBS1vxd06C4</a></p> <p>Dictation and Device listening revision  <a href="https://www.youtube.com/playlist?list=PL5rLbP55qlujdHk7W_vUCUbinzsh3yI7A">https://www.youtube.com/playlist?list=PL5rLbP55qlujdHk7W_vUCUbinzsh3yI7A</a></p> <p>AoS revision and dictation  <a href="https://www.youtube.com/playlist?list=PL5rLbP55qlujdHk7W_vUCUbinzsh3yI7A">https://www.youtube.com/playlist?list=PL5rLbP55qlujdHk7W_vUCUbinzsh3yI7A</a></p>	
<p>Knowledge Organisers:</p> <p>AoS1: <a href="#">AoS1 - Forms and Devices KO.pdf</a></p> <p>AoS2: <a href="#">AoS2 - Music for Ensemble KO.pdf</a></p> <p>AoS3: <a href="#">AoS3 - Film Music KO.pdf</a></p> <p>AoS4: <a href="#">AoS4 - Popular Music KO.pdf</a></p>	
<p>Practice Listening and Appraising Questions:  <a href="#">Resource (eduqas.co.uk)</a></p>	
<p>Website links for revision:  <a href="https://portal.focusonsound.com/">https://portal.focusonsound.com/</a></p>	

### GCSE Music Revision & Rehearsal Schedule

*Use the revision/rehearsal schedule to fill in your revision planner to organise what you will revise/rehearse, how and when.*

<b>Department</b>	Music		
Week 1			
<b>Focus</b>	<b>Method</b>	<b>Resource</b>	<b>Time</b>
Solo Performance	Rehearse your performance piece in relation to accuracy and interpretation.	Instrument/voice Musical score (Backing track)	At least 2 hours per week
Week 2			
<b>Focus</b>	<b>Method</b>	<b>Resource</b>	<b>Time</b>
Solo Performance	Record your performance piece and email it to your class teacher	Instrument/voice Musical score Recording device (Backing track)	1 hour
Week 3			
<b>Focus</b>	<b>Method</b>	<b>Resource</b>	<b>Time</b>
Solo Performance	Focused rehearsals on elements of your piece that need work – accuracy, technical control or interpretation	Instrument/voice Musical score Recording device (Backing track)	At least 2 hours
Week 4			
<b>Focus</b>	<b>Method</b>	<b>Resource</b>	<b>Time</b>
Musical Elements (MADTSHIRT)	Revision clock – take each musical element and spend 5 minutes recalling the devices you know for each of them	Knowledge Organiser	45 mins
Week 5			
<b>Focus</b>	<b>Method</b>	<b>Resource</b>	<b>Time</b>
Melody and Harmony	Deliberate Practice – Complete tasks that recall knowledge on melody and harmony using the Focus on Sound platform	Melody - <a href="#">Focus On Sound</a> Harmony - <a href="#">Focus On Sound</a>	1 hour
Week 6			
<b>Focus</b>	<b>Method</b>	<b>Resource</b>	<b>Time</b>
Rhythm and Tempo	Deliberate Practice – Complete tasks that recall knowledge on rhythm and tempo using the Focus on Sound platform	Rhythm and Tempo - <a href="#">Focus On Sound</a>	1 hour
Week 7			

<b>Focus</b>	<b>Method</b>	<b>Resource</b>	<b>Time</b>
Texture and Dynamics	Deliberate Practice – Complete tasks that recall knowledge on texture and dynamics using the Focus on Sound platform	Texture <a href="#">Focus On Sound</a> Dynamics <a href="#">Focus On Sound</a>	1 hour
Week 8			
<b>Focus</b>	<b>Method</b>	<b>Resource</b>	<b>Time</b>
Structure and Articulation	Deliberate Practice – Complete tasks that recall knowledge on structure and articulation using the Focus on Sound platform	Structure <a href="#">Focus On Sound</a> Articulation <a href="#">Focus On Sound</a>	1 hour
Week 9			
<b>Focus</b>	<b>Method</b>	<b>Resource</b>	<b>Time</b>
Instrumentation and Dictation	Deliberate Practice – Complete tasks that recall knowledge on instrumentation and dictation using the Focus on Sound platform	Instrumentation - <a href="#">Focus On Sound</a> Dictation - <a href="#">Focus On Sound</a>	1 hour
Week 10			
<b>Focus</b>	<b>Method</b>	<b>Resource</b>	<b>Time</b>
Set work - Badinerie	Deliberate Practice – Complete tasks that recall knowledge on the Badinerie Set Work	<a href="#">Focus On Sound</a>	1 hour

<b>Paper one</b>	<p><b>(1 hour 45 minutes) (99 marks)</b></p> <p><b>Students are to answer every single question in Paper one.</b></p> <p><b>Section A: Christian Beliefs &amp; Christian Practices: (48 marks)</b> Students will answer 1x1 mark, 1x2 mark, 1x4 mark, 1x5 mark and 1x12 mark questions for both Christian Beliefs and Christian Practices.</p> <p><b>Section B: Islam Beliefs &amp; Islam Practices: (48 marks)</b> Students will answer 1x1 mark, 1x2 mark, 1x4 mark, 1x5 mark and 1x12 mark questions for both Islam Beliefs and Islam Practices.</p> <p>There will also be <b>3 marks</b> available for spelling, punctuation and grammar based on your best written 12-mark answer.</p>
------------------	---

<b>Links for lessons</b>	
<b>Christian Beliefs</b>	<b>Christian Practices</b>
<ol style="list-style-type: none"> <li>1. <a href="#">Nature of God</a></li> <li>2. <a href="#">God as Omnipotent</a></li> <li>3. <a href="#">Life of Jesus</a></li> <li>4. <a href="#">Creation</a></li> <li>5. <a href="#">Incarnation</a></li> <li>6. <a href="#">Crucifixion</a></li> <li>7. <a href="#">Resurrection</a></li> <li>8. <a href="#">Afterlife &amp; Judgement</a></li> <li>9. <a href="#">Life after death</a></li> <li>10. <a href="#">Sin &amp; Salvation</a></li> <li>11. <a href="#">Christ &amp; Salvation</a></li> </ol>	<ol style="list-style-type: none"> <li>1. <a href="#">Worship</a></li> <li>2. <a href="#">Baptism</a></li> <li>3. <a href="#">Eucharist</a></li> <li>4. <a href="#">Pilgrimage</a></li> <li>5. <a href="#">Festivals</a></li> <li>6. <a href="#">Local Community</a></li> <li>7. <a href="#">Church Growth</a></li> <li>8. <a href="#">Persecution</a></li> <li>9. <a href="#">Reconciliation</a></li> <li>10. <a href="#">World Poverty</a></li> </ol>
<b>Islam Beliefs</b>	<b>Islam Practices</b>
<ol style="list-style-type: none"> <li>1. <a href="#">Oneness of God</a></li> <li>2. <a href="#">Sunni &amp; Shi'a</a></li> <li>3. <a href="#">Angels</a></li> <li>4. <a href="#">Predestination</a></li> <li>5. <a href="#">Life after death</a></li> <li>6. <a href="#">Adam</a></li> <li>7. <a href="#">Ibrahim</a></li> <li>8. <a href="#">Muhammad (pbuh)</a></li> <li>9. <a href="#">Imamate</a></li> <li>10. <a href="#">Qur'an</a></li> </ol>	<ol style="list-style-type: none"> <li>1. <a href="#">Shahadah</a></li> <li>2. <a href="#">Salah (part 1)</a></li> <li>3. <a href="#">Salah (part 2)</a></li> <li>4. <a href="#">Zakah</a></li> <li>5. <a href="#">Sawm</a></li> <li>6. <a href="#">Haji (part 1)</a></li> <li>7. <a href="#">Haji (part 2)</a></li> <li>8. <a href="#">Jihad</a></li> <li>9. <a href="#">Festivals</a></li> </ol>

<b><u>Links for further resources</u></b>	
<b><u>Exam Technique</u></b>	<b><u>General Revision</u></b>
<a href="#"><u>Structuring Explain questions</u></a>	<a href="#"><u>BBC Bitesize</u></a>
<a href="#"><u>Structuring evaluation questions</u></a>	<a href="#"><u>Booklets</u></a>
<a href="#"><u>Interpreting beliefs and teachings</u></a>	<a href="#"><u>Knowledge Organisers</u></a>

### Revision Schedule

*Use the revision schedule to fill in your revision planner to organise what you will revise, how and when.*

<b>Department</b>	RE Department		
Task 1			
<b>Focus</b>	<b>Method</b>	<b>Resource</b>	<b>Time</b>
Jesus Christ & Salvation	Seneca	Seneca	30-60 minutes
Task 2			
<b>Focus</b>	<b>Method</b>	<b>Resource</b>	<b>Time</b>
Christianity: Worship & Festivals	Seneca	Seneca	30-60 minutes
Task 3			
<b>Focus</b>	<b>Method</b>	<b>Resource</b>	<b>Time</b>
Christianity: Community	Seneca	Seneca	30-60 minutes
Task 4			
<b>Focus</b>	<b>Method</b>	<b>Resource</b>	<b>Time</b>
Islam: Key Beliefs	Seneca	Seneca	30-60 minutes
Task 5			
<b>Focus</b>	<b>Method</b>	<b>Resource</b>	<b>Time</b>
Islam: Authority	Seneca	Seneca	30-60 minutes
Task 6			
<b>Focus</b>	<b>Method</b>	<b>Resource</b>	<b>Time</b>
Festival & Prayer	Exam Question Practice	Christianity & Islamic Practices Booklet: Pages 5-8	15- 30 minutes
Task 7			
<b>Focus</b>	<b>Method</b>	<b>Resource</b>	<b>Time</b>
Baptism & Holy Communion	Exam Question Practice	Christianity & Islamic Practices Booklet: Pages 10-12	15- 30 minutes
Task 8			
<b>Focus</b>	<b>Method</b>	<b>Resource</b>	<b>Time</b>
Ashura, Id-ul-Adha & Id-ul-Fitr	Exam Question Practice	Christianity & Islamic Practices Booklet: Page 35	15- 30 minutes
Task 9			
<b>Focus</b>	<b>Method</b>	<b>Resource</b>	<b>Time</b>

Salah & Sawm	Exam Question Practice	Christianity & Islamic Practices Booklet: Pages 25-27	15- 30 minutes
Task 10			
<b>Focus</b>	<b>Method</b>	<b>Resource</b>	<b>Time</b>
Zakah & Hajj	Exam Question Practice	Christianity & Islamic Practices Booklet: Pages 29-30	15- 30 minutes



# Science

Contact:

[charli.morrish@avonbourneacademy.org.uk](mailto:charli.morrish@avonbourneacademy.org.uk)

## The Examinations and Content

All topics are available on the United Learning curriculum and Continuity Oak websites which are linked below (ensure you click the drop down menu on the top left to select key stage 4)

<b>Trilogy Science (Combined Science)</b>	<p><b>Biology Paper 1: 1hr 15mins (higher or foundation)</b> All lessons available on the link here: <a href="#">Curriculum - Curriculum (unitedlearning.org.uk)</a>, <a href="#">Curriculum - Curriculum (continuityoak.org.uk)</a></p> <p>B1 – Cell biology B2 – Organisation B3 – Infection and response B4 – Bioenergetics</p> <p><b>Chemistry Paper 1: 1hr 15mins (higher or foundation)</b> All lessons available on the link here: <a href="#">Curriculum - Curriculum (unitedlearning.org.uk)</a>, <a href="#">Curriculum - Curriculum (continuityoak.org.uk)</a></p> <p>C1 – Atomic structure and the periodic table C2 – Structure and bonding C3 – Quantitative chemistry C4 – Chemical changes C5 – Energy changes</p> <p><b>Physics Paper 1: 1hr 15mins (higher or foundation)</b> All lessons available on the link here: <a href="#">Curriculum - Curriculum (unitedlearning.org.uk)</a>, <a href="#">Curriculum - Curriculum (continuityoak.org.uk)</a></p> <p>P1 – Energy P2 – Electricity P3 – Particle model of matter P4 – Atomic structure</p> <p><a href="#">Foundation Practice papers</a> <a href="#">Higher Practice papers</a></p>
---	--

<p><b>Separate Sciences (Triple Science)</b></p> <p>When selecting the lessons on the curriculum website, ensure you have toggled the triple button so you don't miss anything out.</p>	<p><b>Biology Paper 1: 1hr 45mins (higher)</b></p> <p>All lessons available on the link here: <a href="https://www.unitedlearning.org.uk">Curriculum - Curriculum (unitedlearning.org.uk)</a>, <a href="https://www.continuityoak.org.uk">Curriculum - Curriculum (continuityoak.org.uk)</a></p> <p>B1 – Cell biology  B2 – Organisation  B3 – Infection and response  B4 – Bioenergetics</p> <p><b>Chemistry Paper 1: 1hr 45mins (higher)</b></p> <p>All lessons available on the link here: <a href="https://www.unitedlearning.org.uk">Curriculum - Curriculum (unitedlearning.org.uk)</a>, <a href="https://www.continuityoak.org.uk">Curriculum - Curriculum (continuityoak.org.uk)</a></p> <p>C1 – Atomic structure and the periodic table  C2 – Structure and bonding  C3 – Quantitative chemistry  C4 – Chemical changes  C5 – Energy changes</p> <p><b>Physics Paper 1: 1hr 45mins (higher)</b></p> <p>All lessons available on the link here: <a href="https://www.unitedlearning.org.uk">Curriculum - Curriculum (unitedlearning.org.uk)</a>, <a href="https://www.continuityoak.org.uk">Curriculum - Curriculum (continuityoak.org.uk)</a></p> <p>P1 – Energy  P2 – Electricity  P3 – Particle model of matter  P4 – Atomic structure</p> <p><a href="#">Practice papers</a></p>
---	--

**Resources to help students revise and prepare:**

Students should use exampro (<https://osa.exampro.co.uk/>) and BBC Bitesize for [Combined Science](#) and for Separate Science [Biology](#), [Chemistry](#), and [Physics](#).

You should also be using your flash cards, exampro homework and feedback, as well as your knowledge organisers to self-quiz.

### Revision Schedule

*Use the revision schedule to fill in your revision planner to organise what you will revise, how and when.*

<b>Department</b>	Science		
Week 1			
<b>Focus</b>	<b>Method</b>	<b>Resource</b>	<b>Time</b>
Cell biology (biology)	Oak links, knowledge organisers, Seneca, UL Curriculum HUB	Oak links, knowledge organisers, Seneca, UL Curriculum HUB	30 minutes
Week 2			
<b>Focus</b>	<b>Method</b>	<b>Resource</b>	<b>Time</b>
Atomic structure and bonding (chemistry)	Oak links, knowledge organisers, Seneca, UL Curriculum HUB	Oak links, knowledge organisers, Seneca, UL Curriculum HUB	30 minutes
Week 3			
<b>Focus</b>	<b>Method</b>	<b>Resource</b>	<b>Time</b>
Energy (physics)	Oak links, knowledge organisers, Seneca, UL Curriculum HUB	Oak links, knowledge organisers, Seneca, UL Curriculum HUB	30 minutes
Week 4			
<b>Focus</b>	<b>Method</b>	<b>Resource</b>	<b>Time</b>
Organisation (biology)	Oak links, knowledge organisers, Seneca, UL Curriculum HUB	Oak links, knowledge organisers, Seneca, UL Curriculum HUB	30 minutes
Week 5			
<b>Focus</b>	<b>Method</b>	<b>Resource</b>	<b>Time</b>
Quantitative chemistry (chemistry)	Oak links, knowledge organisers, Seneca, UL Curriculum HUB	Oak links, knowledge organisers, Seneca, UL Curriculum HUB	30 minutes
Week 6			
<b>Focus</b>	<b>Method</b>	<b>Resource</b>	<b>Time</b>
Electricity (physics)	Oak links, knowledge organisers, Seneca, UL Curriculum HUB	Oak links, knowledge organisers, Seneca, UL Curriculum HUB	30 minutes
Week 7			
<b>Focus</b>	<b>Method</b>	<b>Resource</b>	<b>Time</b>
Infection and response (biology)	Oak links, knowledge organisers, Seneca, UL Curriculum HUB	Oak links, knowledge organisers, Seneca, UL Curriculum HUB	30 minutes
Week 8			
<b>Focus</b>	<b>Method</b>	<b>Resource</b>	<b>Time</b>
Chemical and energy changes (chemistry)	Oak links, knowledge organisers, Seneca, UL Curriculum HUB	Oak links, knowledge organisers, Seneca, UL Curriculum HUB	30 minutes
Week 9			
<b>Focus</b>	<b>Method</b>	<b>Resource</b>	<b>Time</b>

Particle model and atomic structure (physics)	Oak links, knowledge organisers, Seneca, UL Curriculum HUB	Oak links, knowledge organisers, Seneca, UL Curriculum HUB	30 minutes
Week 10			
<b>Focus</b>	<b>Method</b>	<b>Resource</b>	<b>Time</b>
Bioenergetics (biology)	Oak links, knowledge organisers, Seneca, UL Curriculum HUB	Oak links, knowledge organisers, Seneca, UL Curriculum HUB	30 minutes

## Exams

Speaking	Listening	Reading	Writing
<p>The speaking exam is comprised of three tasks:</p> <ul style="list-style-type: none"> <li>• Role Play</li> <li>• Photo Card</li> <li>• General Conversation</li> </ul> <p>Students will have 15 minutes preparation time to write their responses to the stimuli before the exam.</p>	<p>Section A: questions and answers in English.</p> <p>Section B: questions and answers in French.</p> <p>Foundation Tier: 35 minutes plus 5 minutes reading time</p> <p>Higher Tier: 50 minutes plus 5 minutes reading time</p>	<p>Section A: questions and answers in English.</p> <p>Section B: questions and answers in French.</p> <p>Section C: translation into English</p> <p>Foundation Tier: 45 minutes</p> <p>Higher Tier: 60 minutes</p>	<p>Foundation Tier</p> <p>Q1. Photo Description</p> <p>Q2. 40-word Question</p> <p>Q3. Translation into French</p> <p>Q4. 90-word Question</p> <p>Higher Tier</p> <p>Q1. 90-word Question</p> <p>Q2. 150-word Question</p> <p>Q3 Translation into French</p>

## Topics (all topics come up in all exams)

Theme 1 Identity and Culture	Theme 2 Local, national, international and global areas of interest	Theme 3 Current and future study and employment
<p>Topic 1: Me, my family and friends</p> <p>Topic 2: Technology in everyday life</p> <p>Topic 3: Free time activities</p> <p>Topic 4: Customs and Festivals</p>	<p>Topic 1: Home, town, neighbourhood and region</p> <p>Topic 2: Social Issues</p> <p>Topic 3: Global Issues</p> <p>Topic 4: Travel and tourism</p>	<p>Topic 1: My studies</p> <p>Topic 2: Life at school and college</p> <p>Topic 3: Education post-16</p> <p>Topic 4: Jobs, career choices and ambitions</p>

## Revision Resources (students should follow the weekly revision scheduled issued in September)

### Topic Revision

Every topic has a **knowledge organiser** that has been printed and given to students in lessons in September 2024. The knowledge organisers are also on each **Class Team**. Students should learn the vocabulary from the knowledge organisers by using **self-quizzing and flashcards**. Students should focus on the words they don't know from the topics they have already studied in Year 10.

### Exam Skills Revision

Each Class Team has a **Reading and Listening exam paper** for independent practice at home. There is also a **bank of Role Play and Photo Cards** that students are able to prepare answers for at home and bring into their class teachers for marking. Students can also attend **French Booster Club** on Monday lunchtimes in BU1.

### Online Revision

United Learning has a bank of **online revision videos** focussed on both topics and exams skills that can be accessed here: [Exam Skills Revision](#) Resources will cover content from both Year 10 and Year 11. Students will have to select French and the section titled: **Exam Skills Lessons**.

### Revision Guides

Here are the revision guides we advise students to purchase for more exam practice at home:

[GCSE French AQA Exam Practice Workbook: includes Answers & Online Audio \(For exams in 2025\) \(CGP AQA GCSE French\):](#)

[Amazon.co.uk: CGP Books, CGP Books: 9781782945383: Books](#)

[Pearson REVISE AQA GCSE French Revision Guide: incl. online revision, quizzes, video and audio - for 2025 exams:](#)

[Amazon.co.uk: Glover, Stuart: 9781292131429: Books](#)

[Pearson REVISE AQA GCSE \(9-1\) French Revision Workbook: For 2024 and 2025 assessments and exams \(Revise AQA GCSE MFL 16\): Amazon.co.uk: Glover, Stuart: 9781292131351: Books](#)

[New GCSE French AQA Exam Practice Workbook with CGP RevisionHub \(for exams from 2026\): Includes Audio & Online Tests: Amazon.co.uk: CGP Books, CGP Books: 9781837741953: Books](#)

**Revision Schedule**

*Use the revision schedule to fill in your revision planner to organise what you will revise, how and when.*

<b>Department</b>	French		
Week 1			
<b>Focus</b>	<b>Method</b>	<b>Resource</b>	<b>Time</b>
Vocabulary Learning	Self-Quizzing/Flash Cards	AQA Knowledge Organiser Family and Relationships	30
Week 2			
<b>Focus</b>	<b>Method</b>	<b>Resource</b>	<b>Time</b>
Reading	Exam Questions	Kerboodle Exam Paper	45
Week 3			
<b>Focus</b>	<b>Method</b>	<b>Resource</b>	<b>Time</b>
Vocabulary Learning	Self-Quizzing/Flash Cards	AQA Knowledge Organiser Home and Local Area	30
Week 4			
<b>Focus</b>	<b>Method</b>	<b>Resource</b>	<b>Time</b>
Listening	Exam Questions	Kerboodle Exam Paper	45
Week 5			
<b>Focus</b>	<b>Method</b>	<b>Resource</b>	<b>Time</b>
Vocabulary Learning	Self-Quizzing/Flash Cards	AQA Knowledge Organiser School	30
Week 6			
<b>Focus</b>	<b>Method</b>	<b>Resource</b>	<b>Time</b>
Speaking	Exam Questions: prepare a role play and a photo card in timed conditions (15 minutes).	2018 Speaking Exam Booklet on Teams	30
Week 7			
<b>Focus</b>	<b>Method</b>	<b>Resource</b>	<b>Time</b>
Vocabulary Learning	Self-Quizzing/Flash Cards	AQA Knowledge Organiser All Themes	30

## The Examination and Content

External Unit	Specification	
Unit R180: Reducing the risk of sports injuries and dealing with common medical conditions	By completing this unit you will prepare as a participant to take part in physical activity in a way which minimises the risk of injuries occurring. It will also prepare you to know how to react to common injuries that can occur during sport and physical activity, and how to recognise the symptoms of some common medical conditions. Topics include: <ul style="list-style-type: none"> <li>• Different factors which influence the risk and severity of injury</li> <li>• Warm up and cool down routines</li> <li>• Different types and causes of sports injuries</li> <li>• Reducing risk, treatment and rehabilitation of sports injuries and medical conditions</li> <li>• Causes, symptoms and treatment of medical conditions</li> </ul>	
<b>Exam Paper Time:</b> 75minutes <b>Marks:</b> 70 This equates to 40% of the course	<b>Section A Questions</b> Short answer responses This will be made up of multiple-choice style questions and several short to medium response questions. <b>Section B Questions</b> This will have context-based questions. Students will be presented with a short scenario(s) and will apply their knowledge of sport concepts to produce relevant responses. <ul style="list-style-type: none"> <li>• It will include short/medium answer questions, extended response analysis and evaluation questions.</li> <li>• All topic areas and its teaching content may be assessed either as knowledge, understanding or as applied practical examples across a range of sporting activities.</li> </ul>	
Links to further resources		
Knowledge Organisers	Examination Resources	Revision resources
<a href="#">Sport Science KO PDF version</a>	<p><b>Past Papers and Mark Schemes</b></p> <p><a href="#">Past Exam papers and Mark Scheme</a></p> <p><b>Candidate exemplar answers</b></p> <p><a href="#">Candidate style answers paper 1</a></p>	<p>The Everlearner online platform <a href="#">Home :: The EverLearner</a></p> <p><b>Planning Sports activities lesson</b> <a href="#">Curriculum - Curriculum (unitedlearning.org.uk)</a></p> <p><b>Warm Up lesson</b> <a href="#">Curriculum - Curriculum (unitedlearning.org.uk)</a></p> <p><b>Cool down lesson</b> <a href="#">Curriculum - Curriculum (unitedlearning.org.uk)</a></p>

### Revision Schedule

*Use the revision schedule to fill in your revision planner to organise what you will revise, how and when.*

<b>Department</b>	Sport Science		
<b>Focus</b>	<b>Method</b>	<b>Resource</b>	<b>Time</b>
Reducing risk of Injuries	Self-Quizzing	Knowledge Organiser 5	30 mins
<b>Focus</b>	<b>Method</b>	<b>Resource</b>	<b>Time</b>
Exam practice	Exam Questions 1-10	Past Paper 1 & Mark Scheme 1	30 mins Q 10 mins mark
<b>Focus</b>	<b>Method</b>	<b>Resource</b>	<b>Time</b>
Exam practice	Exam Questions 11-15	Past Paper 1 & Mark Scheme 1	30 mins Q 10 mins mark
<b>Focus</b>	<b>Method</b>	<b>Resource</b>	<b>Time</b>
Planning Sports activities	Curriculum hub lesson	<a href="http://unitedlearning.org.uk">Curriculum - Curriculum (unitedlearning.org.uk)</a>	30 mins
<b>Focus</b>	<b>Method</b>	<b>Resource</b>	<b>Time</b>
Exam practice	Reading candidate responses Q. 1-10	Candidate style answers Past Paper 1	40 mins reading
<b>Focus</b>	<b>Method</b>	<b>Resource</b>	<b>Time</b>
Exam practice	Reading candidate responses Q. 11-15	Candidate style answers Past Paper 1	40 mins reading
<b>Focus</b>	<b>Method</b>	<b>Resource</b>	<b>Time</b>
Warm Up	Curriculum hub lesson	<a href="http://unitedlearning.org.uk">Curriculum - Curriculum (unitedlearning.org.uk)</a>	30 mins
<b>Focus</b>	<b>Method</b>	<b>Resource</b>	<b>Time</b>
Exam practice	Exam Questions 1-10	Past Paper 3 & Mark Scheme 2	30 mins Q 10 mins mark
<b>Focus</b>	<b>Method</b>	<b>Resource</b>	<b>Time</b>
Exam practice	Exam Questions 1-10	Past Paper 3 & Mark Scheme 2	30 mins Q 10 mins mark
<b>Focus</b>	<b>Method</b>	<b>Resource</b>	<b>Time</b>
Cool down lesson	Curriculum hub lesson	<a href="http://unitedlearning.org.uk">Curriculum - Curriculum (unitedlearning.org.uk)</a>	30 mins



## The Examinations and Content

**Component 1 Portfolio –This will provide evidence for 60% of your final Textiles grade**

**Component 2 Externally set assignment - This will provide evidence for 40% of your final Textiles grade**

<b>GCSE Fine Art Assessment Objectives</b>			
<b>AO1</b> Developing an idea through investigations. Demonstrating critical understanding of sources	<b>AO2</b> Define work by exploring ideas selecting and experimenting with appropriate media materials techniques and processes	<b>AO3</b> Record ideas observation insights relevant to intentions as work progresses.	<b>AO4</b> Present the personal meaningful response that relies intentions and demonstrates understanding of visual language.
<u>/24</u>	<u>/24</u>	<u>/24</u>	<u>/24</u>
<b>Total <u>  </u> /96</b>			

<b>Students will be marked on:</b>
<p>Journey project – this includes all work from the start of year 11. This will include skill based learning and independent project work. Independent work will include:</p> <ul style="list-style-type: none"> <li>• Artist analysis</li> <li>• What is next page</li> <li>• Observational drawings</li> <li>• Samples showing development of ideas and processes</li> <li>• Photoshoot plans along with photographs</li> <li>• Statement of intent</li> <li>• Final piece planning</li> <li>• Evaluation</li> </ul>

Unit 1 – Nature – Year 10 unit.	Unit 2 – Journey – Year 11 mock exam unit.
<a href="#">Year 10 textiles do nows.pptx</a>	<a href="#">do nows for journey exam.pptx</a>
<ul style="list-style-type: none"> <li>• Nature project which includes main skill unit</li> </ul>	<ul style="list-style-type: none"> <li>• Journey Unit which includes prints and hot textiles skill unit.</li> </ul>

[Finding inspiration - Finding inspiration - GCSE Art and Design Revision - BBC Bitesize](#)  
[Starting with genre - Finding inspiration - GCSE Art and Design Revision - BBC Bitesize](#)  
[Starting with a theme - Finding inspiration - GCSE Art and Design Revision - BBC Bitesize](#)  
[Finding inspiration in the work of artists - Finding inspiration - GCSE Art and Design Revision - BBC Bitesize](#)

**Component 2:** 10 hours of assessment time (completed during lesson time)

**Total marks available:** 60 marks (over 5 tasks)

**Component 1:** 4 hours monitored prep and 7 hours of assessment time (time to be arranged for completion)

**Total marks available:** 60 marks (over 5 tasks)

**Assessment and content:**

**Component 2 – Customer needs in travel and tourism**

Task 1a	How organisations identify customer needs
Task 1b	How organisations identify travel and tourism trends
Task 2	How travel and tourism organisations meet customer needs
Task 3a and 3b	Meeting the needs and preferences of customers

**Links to further resources – Component 2**

Knowledge organisers	Assessment documents	Revision resources
<a href="#">Component 2 LAA and LAB</a>	<a href="#">T&amp;T Comp 2 PSA - Sept 2023.pdf</a>	<a href="#">T&amp;T Comp 2 PSA checklist - Sept 2023.pdf</a>

**Component 1 – Travel and tourism organisations and destinations**

Task 1a	Different types of organisations in the travel and tourism sector – ownership, aims, products and services
Task 1b	How different types of travel and tourism organisations may work together
Task 2	Consumer technologies in travel and tourism
Task 3a	Popular tourist destinations for visitors
Task 3b	The suitability of different travel routes for visitors

**Links to further resources – Component 1**

Knowledge organisers	Assessment documents	Revision resources
<a href="#">Component 1 LAA</a>	<a href="#">T&amp;T Comp 1 PSA - Sept 2023.pdf</a>	<a href="#">T&amp;T Comp 1 PSA checklist - Sept 2023.pdf</a>
<a href="#">Component 1 LAA and LAB</a>		